

LEL021 Order Form

Date _____
 AVFI Sales REP _____
 Customer Signature _____

Quote No. _____
 Customer No. _____
 AVFI No. _____

Office Use Only

To generate your order form, please refer to the information provided below to insert the alphabetic and/or numeric code in the respective category boxes. Please note that without this filled out Order Form, your purchase **cannot** be processed.

1	2	3	4
Product Model	Finish	Chargeable Accessories (One Code Per Box)	Custom Cutouts
LEL021			

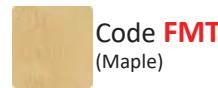
1 Choose Model Style (Front Panel)



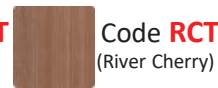
Code **LEL021**

2 Choose Product Finish

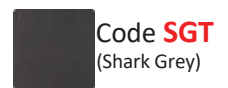
Standard Finishes (Ships within 1-15 business days)



Code **FMT**
(Maple)




Code **RCT**
(River Cherry)



Code **SGT**
(Shark Grey)

Optional Finishes (Ships within 20 business days)



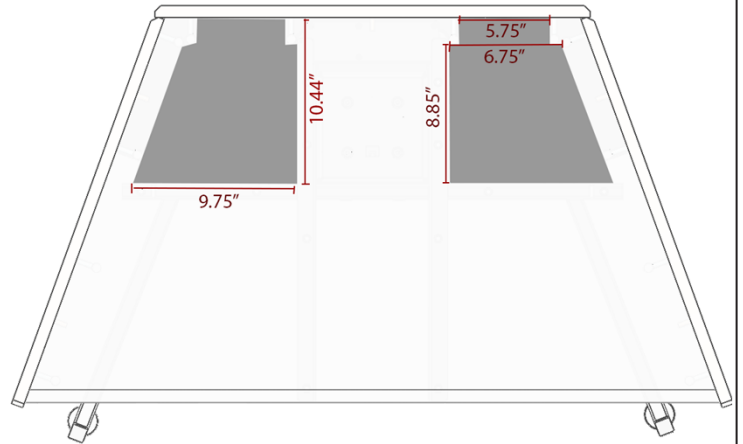
BRT CJT HCT ART CLT ELT EBT CWT BAT

3 Chargeable Accessories (Check all that apply)

- Code **O0** No Accessories _____ Qty _____
- Code **D1** **MIC-18** MX418 S/C Microphone _____ Qty _____
- Code **D2** **LIGHT-18** Gooseneck Light _____ Qty _____
- Code **D3** **FM3** Timer/Clock _____ Qty _____
- Code **E1** **PB** 6 Outlet Power Bar _____ Qty _____
- Code **E3** **CUB3** Round Cable Well _____ Qty _____
- Code **E4** **SF-PB3** 3 Outlet Power Bar _____ Qty _____
- Code **E5** **CUB5** Black Round Cable Well _____ Qty _____
- * Code **E7** **PC-PATCH** Power-Data Module _____ Qty _____
- * Code **EB** **CUB4B** Black Power Panel _____ Qty _____
- Code **EK** **CUBM3** 3 Module Power & Data Panel (Black) _____ Qty _____
- Code **EL** **CUBM4** 4 Module Power & Data Panel (Black) _____ Qty _____
- * Code **K1** **C900S** Single Monitor Arm _____ Qty _____
- * Code **K3** **PLM1022** Monitor Mount _____ Qty _____
- * Code **K4** **MM1232** LCD Monitor Mount _____ Qty _____
- * Code **M5** **MCB1925** Monitor/Camera Bracket _____ Qty _____
- Code **P10** **50CAS** Easy Maneuvering Casters _____ Qty _____

4 Custom Cutout Option (Extra charges will apply)

Please indicate custom cutout location on the drawing below



Code **C0** No Custom Cutout

Code **CC** Custom Cutout (Specify on Cutout Area Above)

■ Cutout Area (2x - 11" W x 2" D)

(1x - 36" W x 4" D)

* Cutout Required (Extra Charges will apply)

Comments (Please use this section to provide additional information)

Notes

CAD Drawings/Symbols

CAD drawings are available by request at sales@vegroun.net

Custom Cutouts Estimated lead time within 20 business days from receipt of P.O. and signed drawings.

Customizations

Modifications to design such as shape and/or size variations have to be quoted on a per case basis and are applicable for quantities of 10+ only.